

Island Classic



Tommy Bahama
OUTDOOR LIVING



Island Classic

Offering a fresh interpretation of classic styling, the collection reimagines timeless Chippendale design with a modern sensibility. Each piece is finished in a crisp chalk-white coloration on textured aluminum that remains cool under the sun and provides an elegant backdrop for vibrant performance fabrics.

Quartz tabletops, polished in a soft gray hue, add to the understated sophistication of the collection – blending elegance, resilience, and enduring beauty for a look that defines today's elevated approach to luxury outdoor living.

Tommy Bahama
OUTDOOR LIVING

Tommy Bahama®

OUTDOOR LIVING

The most respected brand in luxury outdoor living blends innovative design with the finest materials and custom finishes to create a look that can transform any outdoor living space.



Powder coated aluminum frames are finished in a crisp chalk-white finish that stays cool to the touch and offer a neutral backdrop for vibrant performance fabrics.



Chippendale inspired fretwork adds an element of timeless classic styling to the designs, while the fresh white finish updates and elevates the look.



Polished quartz table tops in a soft gray coloration add to the design sophistication while offering stain resistance and exceptional durability.

Tommy Bahama is the most recognized and trusted brand in outdoor living.



The graceful curve in the design of the arm offers an invitation to relax, while an array of performance fabrics allows you to fully customize the look, including COM.

Classic design meets modern style in this elegant poolside setting. A dramatic awning stripe makes a bold statement against the aluminum frame in a crisp chalk-white finish. Chippendale-inspired fretwork and graceful sloping arms on the lounge chairs offer an invitation to relax in style.

- 3392-11/CS3392-11

Island Classic Lounge Chair and Cushion Set

28W x 36D x 37H in.
- 3392-33/CS3392-33

Island Classic Sofa and Cushion Set

85.5W x 36D x 37H in.
(optional pillows shown)
- 3392-44/CS3392-44

Island Classic Ottoman and Cushion

25W x 23D x 17.5H in.
- 3392-947

Island Classic Rectangular Cocktail Table

54W x 30D x 19H in.
- 3392-955

Island Classic Square End Table

22W x 22D x 24H in.
- 3100-610 Tommy Bahama

Signature Umbrella

11W ft. x 11D ft. x 8.75H in.
- 3100-35CUB

Tommy Bahama Cast Aluminum Umbrella Base

18W x 18D x 3.5H in.



The 86-inch sofa offers a beautiful way to anchor any outdoor seating area. The design is extremely impactful when used in pairs. It features Chippendale-inspired fretwork on the back, graceful sloped arms and plush box-edge cushioning. The seat and back cushions are both detachable.



3392-33/CS3392-33
Island Classic Sofa
and Cushion Set
85.5W x 36D x 37H in.

3392-955
Island Classic
Square End Table
22W x 22D x 24H in.

3392-947
Island Classic
Rectangular Cocktail Table
54W x 30D x 19H in.



The 54-inch rectangular cocktail table features Chippendale-inspired fretwork on the ends and a cross stretcher on the base. The soft gray polished quartz top offers an elegant look, with exceptional stain resistance and durability.

The chaise lounge offers extraordinary seating comfort with a five-position back rest. The kidney pillow is optional.

On the opposite page, the 17-inch square accent table with quartz top features Chippendale-inspired fretwork on two sides, with the other two sides being open. The table is designed to function as a free-standing chairside table, or to nest beneath the larger square end table.



3392-75/CS3392-75
Island Classic Chaise Lounge
and Cushion
33W x 85D x 41H in.
(optional pillows shown)

3100-610
Tommy Bahama
Signature Umbrella
11W ft. x 11D ft. x 8.75H in.

3100-35CUB
Tommy Bahama
Cast Aluminum Umbrella Base
18W x 18D x 3.5H in.



3392-952
Island Classic
Accent Table
16.75W x 16.75D x 20.25H in.

The 57-inch love seat is the perfect size for smaller balconies or patios and also works well as a flanking pair.

On the opposite pages, the Island Classic lounge chair features a Chippendale-inspired fretwork design on the back and graceful sloped arms that soften the lines of the silhouette. Plush box-edge cushioning and the perfect seating pitch provide exceptional comfort.



3392-22/CS3392-22
Island Classic Love Seat
and Cushion Set
56.5W x 36D x 37H in.
(optional pillows shown)

3392-44/CS3392-44
Island Classic Ottoman
and Cushion
25W x 23D x 17.5H in.

3392-955
Island Classic
Square End Table
22W x 22D x 24H in.

3392-11SG/CS3392-11SG
Island Classic Swivel Glider
Lounge Chair and Cushion Set
28W x 36D x 37H in.



3392-11/CS3392-11
Island Classic Lounge Chair
and Cushion Set
28W x 36D x 37H in.

The 88-inch rectangular dining table offers comfortable seating for eight guests. The trestle bases feature Chippendale-inspired fretwork. The soft gray polished quartz top offers an elegant look, with exceptional stain resistance and durability. There is an umbrella pass-thru in the top with a decorative TB monogrammed insert. The swivel arm chair and side chairs are shown here, and the stationary arm chair is shown on the following page.



3392-13SR/CS3392-13SR
Island Classic Swivel Rocker
Arm Chair and Cushion Set
24.5W x 28D x 38H in.

3392-877ST
Island Classic
Rectangular Dining
Table Stone Top
88W x 44D x .75H in.

3392-877TB
Island Classic
Rectangular Dining
Table Base
53W x 19D x 29Hin.

3392-12 /CS3392-12
Island Classic Dining Side
Chair and Cushion Set
21W x 28D x 39H in.



The 60-inch round dining table features an octagonal base with Chippendale-inspired fretwork on four sides. The soft gray polished quartz top offers an elegant look, with exceptional stain resistance and durability. There is an umbrella pass-thru in the top with a decorative TB monogrammed insert.

Shown with the table are the stationary arm chairs.



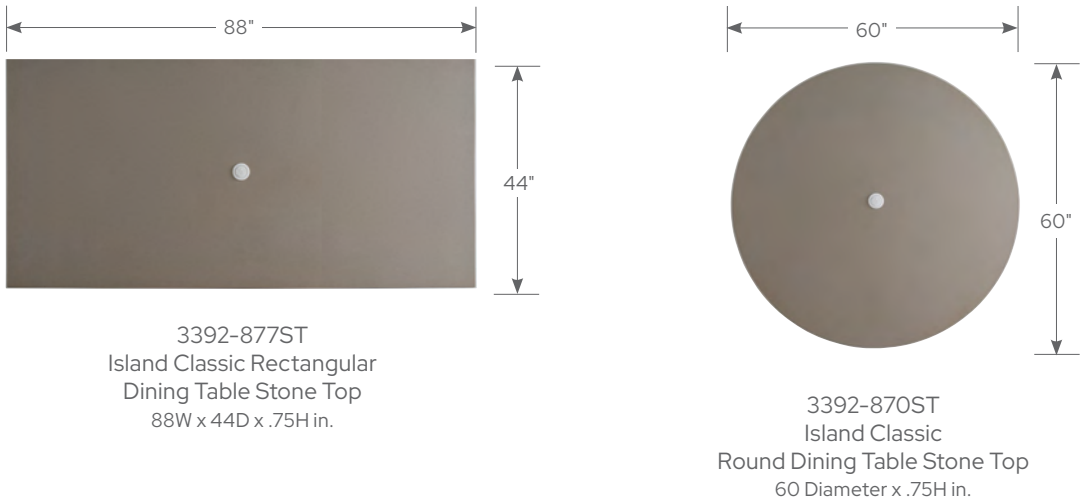
3392-13 /CS3392-13
Island Classic Dining Arm
Chair and Cushion Set
24.5W x 28D x 38H in.

3392-870ST
Island Classic Round
Dining Table Stone Top
60 Diameter x .75H in.

3392-870TB
Island Classic Round
Dining Table Base
37 Diameter x 27H in.



DINING TABLE TOP CONFIGURATIONS



ACCENT PILLOWS

Since most like to customize the size and configuration of their accent pillows, upholstered seating in Island Classic does not include standard accent pillows. Seven different sizes and shapes of pillows are available. They may be specified with standard 1/4 inch welt, larger 1/2 inch welt or without welt. All pillows feature 100% all-weather fiber in a water-resistant ticking that is thermally sealed to deter water penetration.



UPHOLSTERY

Numerous trim options are available on accent pillows, including contrast welts in any fabric as well as decorative cords, fringes and tape treatments. Please see the Tommy Bahama Outdoor Living price list for details.

VISUAL INDEX
UPHOLSTERY



3392-11/CS3392-11
Island Classic Lounge Chair and Cushion Set
28W x 36D x 37H in.
Arm: 24H in. Seat: 17H in.
Inside: 24W x 21D in.
Shown in 7211-11 Gr. C
Shown on Front Cover and pages 6, 7, and 13



3392-11SG/CS3392-11SG
Island Classic Swivel Glider Lounge Chair and Cushion Set
28W x 36D x 37H in.
Arm: 24H in. Seat: 17H in.
Inside: 24W x 21D in.
Shown in 7209-16 Gr. G with Welt in 7427-11 Gr. C
Shown on page 12



3392-22/CS3392-22
Island Classic Love Seat and Cushion Set
56.5W x 36D x 37H in.
Arm: 24H in. Seat: 17H in.
Inside: 53W x 21D in.
Shown in 7208-16 Gr. C with Welt in 7723-11 Gr. C, additional two 18" throw pillows in 7452-21 Gr. F
Shown on pages 12



3392-33/CS3392-33
Island Classic Sofa and Cushion Set
85.5W x 36D x 37H in.
Arm: 24H in. Seat: 17H in.
Inside: 80W x 21D in.
Shown in 7214-16 Gr. D, additional two 20" throw pillows in 7427-11 Gr. C, additional one 24 x 12" weltless kidney pillow in 7116-11 Gr. C
Shown on Front Cover and pages 6, 7, 8 and 9



3392-44/CS3392-44
Island Classic Ottoman and Cushion
25W x 23D x 17.5H in.
Seat: 16H in.
Shown in 7452-21 Gr. 4
Shown on page 12

Shown in 7211-11 Gr. C
Shown on Front Cover and pages 7 and 13



3392-75/CS3392-75
Island Classic Chaise Lounge and Cushion
33W x 85D x 41H in.
Seat: 16.5H in.
Inside: 31W x 50D in.
Shown in 7214-16 Gr. D, additional one 24 x 12" weltless kidney pillow in 7116-11 Gr. C
Shown on page 10

DINING



3392-12 /CS3392-12
Island Classic Dining Side Chair
and Cushion Set
21W x 28D x 39H in.
Seat: 20H in.
Inside: 21W x 18.5D in.
Shown in 7197-16 Gr. C
Shown on pages 14 and 15



3392-13 /CS3392-13
Island Classic Dining Arm Chair
and Cushion Set
24.5W x 28D x 38H in.
Arm: 25.25H in. Seat: 20H in.
Inside: 21W x 18.5D in.
Shown in 7347-31 Gr. B with Welt in 7013-32 Gr. C
Shown on pages 2, 3, 16, 17, and Back Cover




3392-13SR/CS3392-13SR
Island Classic Swivel Rocker Arm Chair
and Cushion Set
24.5W x 28D x 38H in.
Arm: 25.25H in. Seat: 20H in.
Inside: 21W x 18.5D in.
Shown in 7197-16 Gr. C
Shown on pages 14 and 15



3392-870ST
Island Classic
Round Dining Table Stone Top
60 Diameter x .75H in.


3392-870TB
Island Classic
Round Dining Table Base
37 Diameter x 27H in.
Shown on pages 2, 3, 16, 17, and Back Cover



3392-877ST
Island Classic
Rectangular Dining Table Stone Top
88W x 44D x .75H in.

3392-877TB
Island Classic
Rectangular Dining Table Base
53W x 19D x 29H in.
Shown on page 14 and 15

OCCASIONAL



3392-947
Island Classic
Rectangular Cocktail Table
54W x 30D x 19H in.
Shown on Front Cover and pages 6, 7, and 9



3392-952
Island Classic
Accent Table
16.75W x 16.75D x 20.25H in.
*Accommodates nesting with the 3392-955
Square End Table. Shown on page 11*



3392-955
Island Classic
Square End Table
22W x 22D x 24H in.
Accommodates nesting with the 3392-955 Square End Table
Shown on Front Cover and pages 6, 7, 8, and 12



3100-610 Tommy Bahama
Signature Umbrella
11W ft. x 11D ft. x 8.75H in.
Pole type and color:
2 inch, one piece wooden pole
Fabric number and color:
7404-15, canvas; dark brown logo
Umbrella canopy is 11-feet diameter
and double wind vented.
Canopy has two silk screened
Tommy Bahama logos (shown above)
and one color ink as noted.



3100-35CUB
Tommy Bahama
Cast Aluminum Umbrella Base
18W x 18D x 3.5H in.

3100-UBWT
Extra Ballast Weight
30 pounds; not shown
The extra ballast weight is for
stability against winds, but is not
required for use with umbrella stand.

PERFORMANCE FABRICS

The Tommy Bahama Outdoor Living program includes fabrics and trims from industry leaders in performance technology. A “performance fabric” is one with the following attributes:

- Fibers that are solution-dyed to the core, rather than simply on the surface
- Colorfast dyes that are highly resistant to fading from UV exposure
- Fibers that are inherently resistant to mold and mildew
- An extremely tight weave to withstand the wind and elements
- A durable finish for superior stain and water resistance

The Tommy Bahama Outdoor Living program is unique in the industry for its wide-ranging assortment of exceptional performance fabrics and correlating trims, offering the ability to customize upholstery whose impeccable tailoring, seating comfort and designer looks are equally at home, indoors or out.

WEATHERGUARD™
UPHOLSTERY CUSHIONS

The exclusive Tommy Bahama Outdoor Living WeatherGuard™ cushion is engineered to be highly water resistant, mildew resistant and anti-microbial, while offering the most ultra-comfortable seating in the industry. In fact, the comfort is superior to the cushioning on the finest indoor upholstery. The unique construction consists of (4) distinct layers.

- The inner core is 1.8 lb. density, high-resiliency foam that provides unparalleled support, functioning like a box spring in premium bedding. It is both mold and mildew resistant.
- The second layer is soft-cell foam, designed to provide a relaxed but supportive seat, like a plush mattress.
- The third layer is spun polyester fiber, which is inherently anti-microbial and functions like a pillow-top, offering down-like comfort and a luxurious “crown” to the cushion.
- The fourth layer is a wrapping of water

resistant non-woven ticking is thermally sealed to prevent water penetration into the layers below.

Seating comfort is one hallmark of the Tommy Bahama Outdoor Living program. The exclusive WeatherGuard™ cushion is your assurance that the quality, look and longevity of the cushioning will match its unsurpassed comfort.

CARE AND MAINTENANCE
& WARRANTY INFORMATION

Please see your authorized Tommy Bahama Outdoor Living dealer, or visit our website at www.tommybahamaoutdoorliving.com

NOTE TO FURNITURE RETAILER:

Possession of this catalog does not necessarily constitute authority to purchase and the furnishing of this catalog does not constitute an offer by the Company to sell any of the items contained herein. Lexington Home Brands reserves the right to alter specifications or discontinue items at any time without advance notice. All price lists and catalogs remain the property of LHB, and may not be copied or in any way duplicated without the express written consent of LHB, and must be returned, or made available, without cost, to LHB promptly should our relationship be terminated by either party. Failure to observe this restriction may result in the termination of LHB’s relationship with the dealer or legal action or both.

CONSTRUCTION NOTE:

In order to provide our customers with the best possible quality and/or value, this collection includes items or components produced outside the United States. All Lexington furniture is produced to Lexington design and material specifications and crafted to meet the highest quality standards.



Island Classic



Tommy Bahama
OUTDOOR LIVING

To locate a Tommy Bahama Outdoor Living retailer in your area, please visit
tommybahamaoutdoorliving.com or call 336.474.5444.

9802-3392C